



## ND16 Indicator Light

### 1. General

Degree of protection: IP65, IP40, IP20 (Buzzer);  
Standard: IEC/EN60947-5-1



### 2. Operating conditions

- 2.1 Ambient temperature is  $-5^{\circ}\text{C} \sim +40^{\circ}\text{C}$ , the average temperature during 24 hours couldn't exceed  $+35^{\circ}\text{C}$ .
- 2.2 Altitude:  $\leq 2000\text{m}$ .
- 2.3 Atmosphere condition:  
Relative humidity of the atmosphere couldn't exceed 50% when the highest temperature is  $+40^{\circ}\text{C}$ ; much higher relative humidity is allowable under the condition of lower temperature, for example, when the temperature reaches  $+20^{\circ}\text{C}$ , the relative humidity is up to 90%. As for dews, which contingently appear due to change of temperature, special steps should be taken.
- 2.4 Pollution degree: 3
- 2.5 Overvoltage category: III



### 3. Technical data


Basic parameters

Rated operational voltage $U_e$ (V)		Rated operational current (mA)	Service life (h)	Brightness ( $\text{cd}/\text{m}^2$ )	Basic color
AC	AC/DC				
400	6	$I_e \leq 20$ $I_e \leq 25$ (BUZZER)	$\geq 30000$	$\geq 40$ $\geq 20$ (BUZZER)	
230	12				
110	24				
-	36				
-	48				
-	110				
-	230				
-	400				


Note: For AC power supply, the limit voltage range is  $0.85U_e \sim 1.1U_e$  between terminals; C: IP65; K2: anti-interference

**4. ND16 series indicator**


★ Flat Platform-Lampshape (Resistance type)

ND16-22A/2	Lamp-Voltage	Model	Color
	LED AC/DC 6V, AC/DC 12V, AC/DC 24V, AC/DC 36V, AC/DC 48V, AC/DC 110V, AC/DC 230V, AC/DC 400V	ND16-22A/2 ND16-22A/2K2	○ (W)
			● (G)
			● (R)
			● (Y)
			● (B)
			● (O)


★ Flat Platform-Lampshape (Resistance type)

ND16-22AS/2	Lamp-Voltage	Model	Color
	LED AC/DC 6V, AC/DC 12V, AC/DC 24V, AC/DC 36V, AC/DC 48V,	ND16-22AS/2	○ (W)
			● (G)
			● (R)
			● (Y)
			● (B)
			● (O)

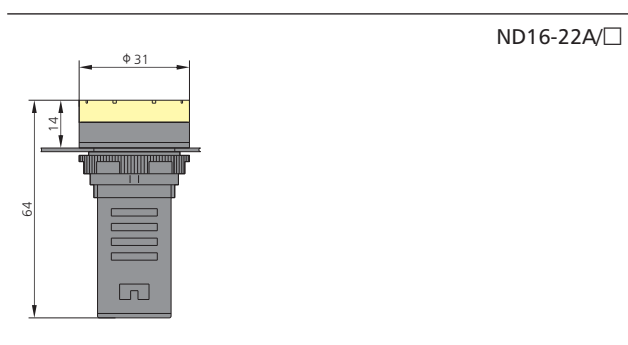
★ Flat Platform-Lampshape (Capacitor type)

ND16-22A/4	Lamp-Voltage	Model	Color
	LED AC 110V, AC 230V, AC 400V	ND16-22A/4 ND16-22A/4K2	○ (W)
			● (G)
			● (R)
			● (Y)
			● (B)
			● (O)

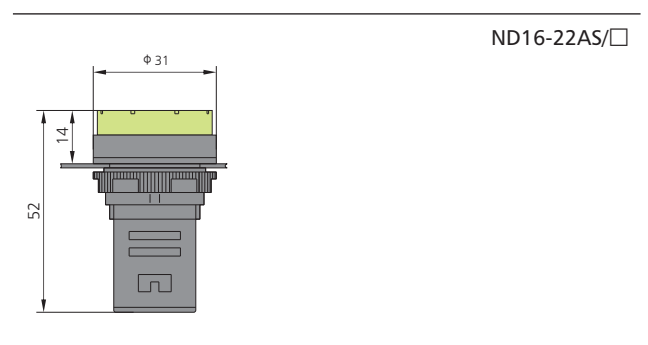
★ Flat Platform-Lampshape (Capacitor type)

ND16-22AS/4	Lamp-Voltage	Model	Color
	LED: AC 110V, AC 230V, AC 400V	ND16-22AS/4	○ (W)
			● (G)
			● (R)
			● (Y)
			● (B)
			● (O)


Dimensions (mm)




Dimensions (mm)




★ Flat Round Platform-Lampshape (Resistance type)

ND16-22B/2	Lamp-Voltage	Model	Color
	LED AC/DC 6V, AC/DC12V, AC/DC24V, AC/DC36V, AC/DC48V, AC/DC110V, AC/DC230V, AC/DC400V	ND16-22B/2 ND16-22B/2K2	○ (W) ● (G) ● (R) ● (Y) ● (B) ● (O)


★ Compacted Flat Round Platform-Lampshape (Resistance type)

ND16-22BS/2	Lamp-Voltage	Model	Color
	LED AC/DC 6V, AC/DC12V, AC/DC 24V, AC/DC36V, AC/DC48V	ND16-22BS/2 ND16-22BS/2C	○ (W) ● (G) ● (R) ● (Y) ● (B) ● (O)

★ Flat Round Platform-Lampshape (Capacitance type)

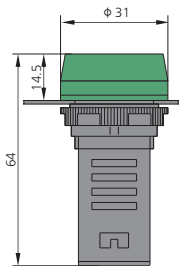
ND16-22B/4	Lamp-Voltage	Model	Color
	LED AC 110V, AC 230V, AC 400V	ND16-22B/4 ND16-22B/4K2	○ (W) ● (G) ● (R) ● (Y) ● (B) ● (O)

★ Compacted Flat Round Platform-Lampshape (Capacitance type)

ND16-22BS/4	Lamp-Voltage	Model	Color
	LED AC 110V, AC 230V, AC 400V	ND16-22BS/4 ND16-22BS/4C	○ (W) ● (G) ● (R) ● (Y) ● (B) ● (O)

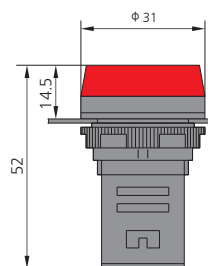
Dimensions (mm)

ND16-22B/□




Dimensions (mm)


ND16-22BS/□




★ Arc Surface ripple-Lampshape (Resistance type)

ND16-22C/2	Lamp-Voltage	Model	Color
	LED AC/DC 6V, AC/DC12V, AC/DC24V, AC/DC36V, AC/DC48V, AC/DC110V, AC/DC230V, AC/DC400V	ND16-22C/2 ND16-22C/2K2	○ (W) ● (G) ● (R) ● (Y) ● (B) ● (O)

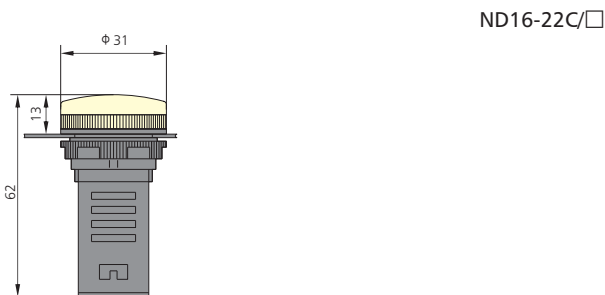
★ Compacted Arc Surface ripple-Lampshape (Resistance type)

ND16-22CS/2	Lamp-Voltage	Model	Color
	LED AC/DC 6V, AC/DC12V, AC/DC24V, AC/DC36V, AC/DC48V,	ND16-22CS/2	○ (W) ● (G) ● (R) ● (Y) ● (B) ● (O)


★ Arc Surface ripple-Lampshape (Capacitance type)

ND16-22C/4	Lamp-Voltage	Model	Color
	LED AC 110V, AC230V, AC 400V	ND16-22C/4 ND16-22C/4K2	<input type="radio"/> (W) <input checked="" type="radio"/> (G) <input type="radio"/> (R) <input type="radio"/> (Y) <input type="radio"/> (B) <input type="radio"/> (O)

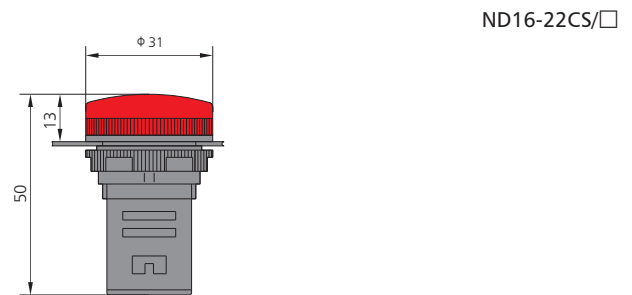
Dimensions (mm)




★ Compacted Arc Surface ripple-Lampshape (Capacitance type)

ND16-22CS/4	Lamp-Voltage	Model	Color
	LED AC 110V, AC230V, AC400V	ND16-22CS/4	<input type="radio"/> (W) <input checked="" type="radio"/> (G) <input type="radio"/> (R) <input type="radio"/> (Y) <input type="radio"/> (B) <input type="radio"/> (O)


Dimensions (mm)




★ Arc Surface Round-Lampshape (Resistance type)

ND16-22D/2	Lamp-Voltage	Model	Color
	LED: AC/DC 6V, AC/DC12V, AC/DC24V, AC/DC36V, AC/DC48V, AC/DC110V, AC/DC230V, AC/DC400V	ND16-22D/2 ND16-22D/2K2 ND16-22D/2C	<input type="radio"/> (W) <input checked="" type="radio"/> (G) <input type="radio"/> (R) <input type="radio"/> (Y) <input type="radio"/> (B) <input type="radio"/> (O)


★ Compacted Arc Surface Round-Lampshape (Resistance type)

ND16-22DS/2	Lamp-Voltage	Model	Color
	LED: AC/DC 6V, AC/DC12V, AC/DC24V, AC/DC36V, AC/DC48V	ND16-22DS/2 ND16-22DS/2C	<input type="radio"/> (W) <input checked="" type="radio"/> (G) <input type="radio"/> (R) <input type="radio"/> (Y) <input type="radio"/> (B) <input type="radio"/> (O)

★ Arc Surface Round-Lampshape (Capacitance type)

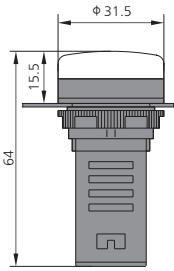
ND16-22D/4	Lamp-Voltage	Model	Color
	LED AC 110V, AC230V, AC 400V	ND16-22D/4 ND16-22D/4K2 ND16-22D/4C	<input type="radio"/> (W) <input checked="" type="radio"/> (G) <input type="radio"/> (R) <input type="radio"/> (Y) <input type="radio"/> (B) <input type="radio"/> (O)

★ Compacted Arc Surface Round-Lampshape (Capacitance type)

ND16-22DS/4	Lamp-Voltage	Model	Color
	LED AC 110V, AC 230V, AC 400V	ND16-22DS/4 ND16-22DS/4C	<input type="radio"/> (W) <input checked="" type="radio"/> (G) <input type="radio"/> (R) <input type="radio"/> (Y) <input type="radio"/> (B) <input type="radio"/> (O)

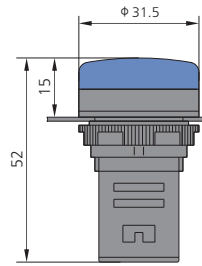
Dimensions (mm)

ND16-22D/□



Dimensions (mm)

ND16-22DS/□



★ Fast connection type (Resistance type)

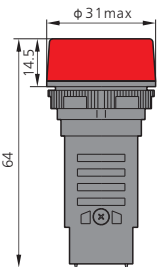
ND16-22BK/2	Lamp-Voltage	Model	Color
	LED: AC/DC 6V, AC/DC12V, AC/DC24V, AC/DC36V, AC/DC48V, AC/DC110V, AC/DC230V, AC/DC400V	ND16-22BK/2	○ (W)
			● (G)
			● (R)
			● (Y)
			● (B)
			● (O)

★ Fast connection type (Capacitance type)


ND16-22BK/4	Lamp-Voltage	Model	Color
	LED: AC 110V, AC 230V, AC 400V,	ND16-22BK/4	○ (W)
			● (G)
			● (R)
			● (Y)
			● (B)
			● (O)

Dimensions (mm)


ND16-22BK/□




★ Interrupted type

ND16 Buzzer	Model	Color	Voltage
	ND16-22F	●	AC/DC 24V AC/DC 36V AC/DC 48V
		●	AC/DC 110V, AC230V, AC400V


★ Interrupted & flush type

ND16 Buzzer	Model	Color	Voltage
	ND16-22FS	●	AC/DC 24V AC/DC 36V AC/DC 48V AC/DC 110V, AC230V, AC400V

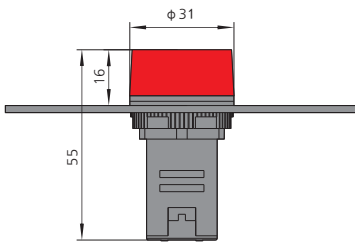
★ Continuous type

ND16 Buzzer	Model	Color	Voltage
	ND16-22L	●	AC/DC 24V AC/DC 36V AC/DC 48V
		●	AC/DC 110V, AC230V, AC400V

★ Continuous & lit type

ND16 Buzzer	Model	Color	Voltage
	ND16-22LC	●	AC/DC 24V AC/DC 36V AC/DC 48V AC/DC 110V, AC230V, AC400V

Dimension (mm)



ND16-22F  
 ND16-22FS  
 ND16-22L  
 ND16-22LC